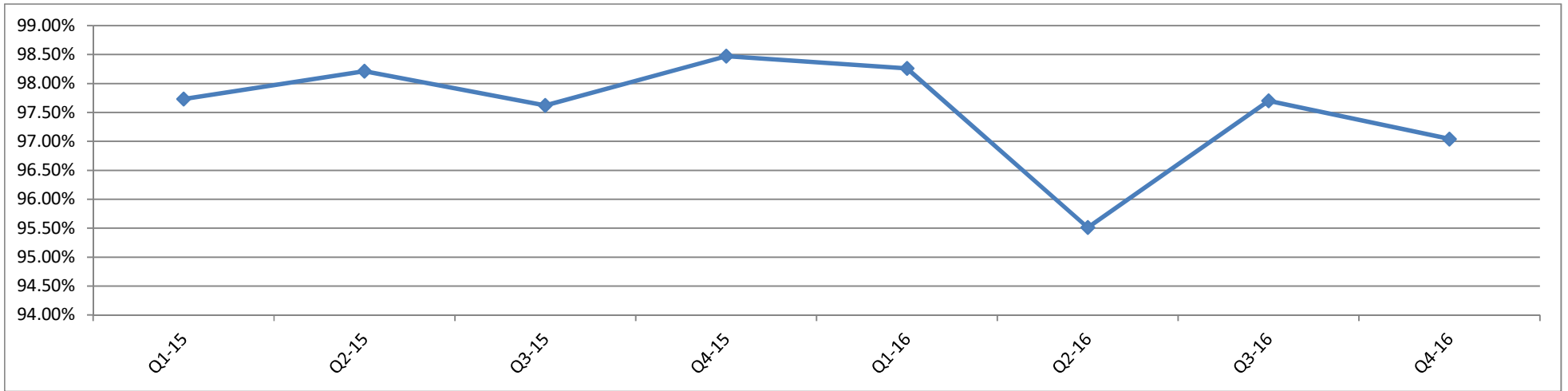


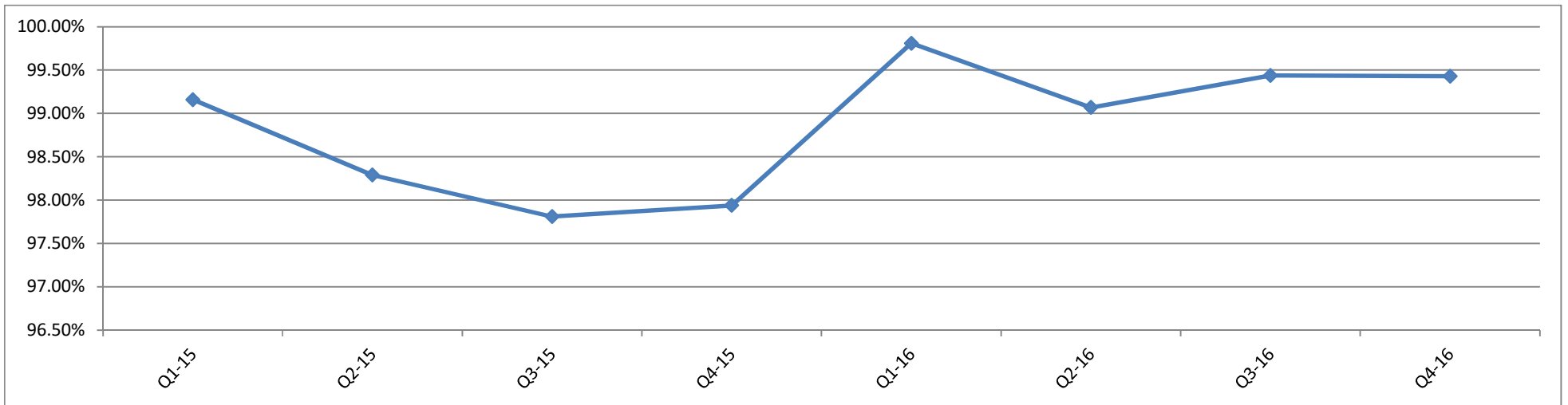
STK1 - VTE Prophylaxis

Q1-15	Q2-15	Q3-15	Q4-15	Q1-16	Q2-16	Q3-16	Q4-16
603	605	574	580	620	595	594	591
617	616	588	589	631	623	608	609
97.73%	98.21%	97.62%	98.47%	98.26%	95.51%	97.70%	97.04%



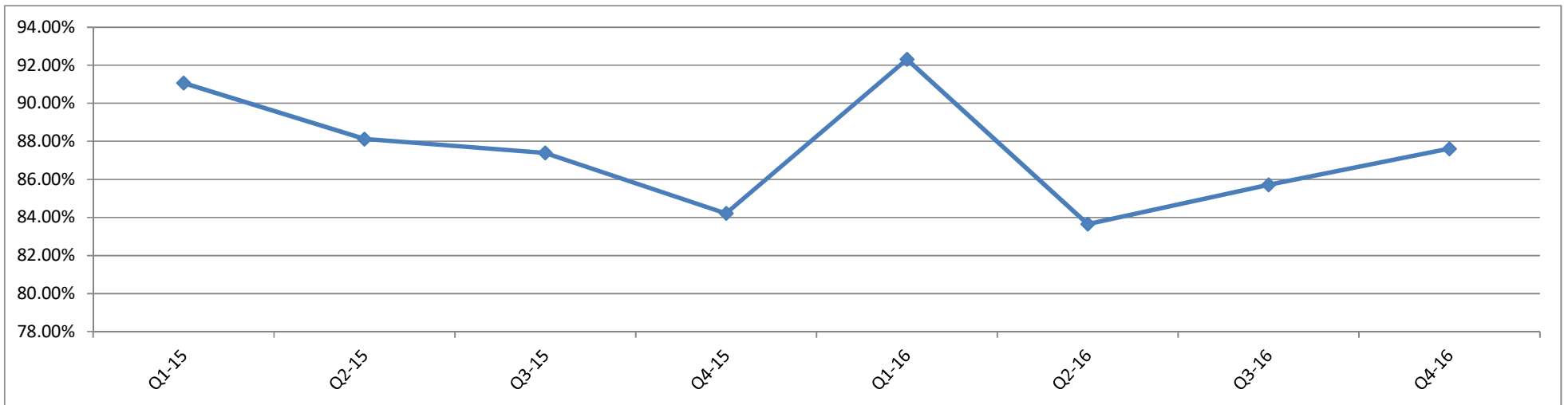
STK2 - Discharged On Antithrombotic

Q1-15	Q2-15	Q3-15	Q4-15	Q1-16	Q2-16	Q3-16	Q4-16
588	633	580	618	520	531	533	520
593	644	593	631	521	536	536	523
99.16%	98.29%	97.81%	97.94%	99.81%	99.07%	99.44%	99.43%



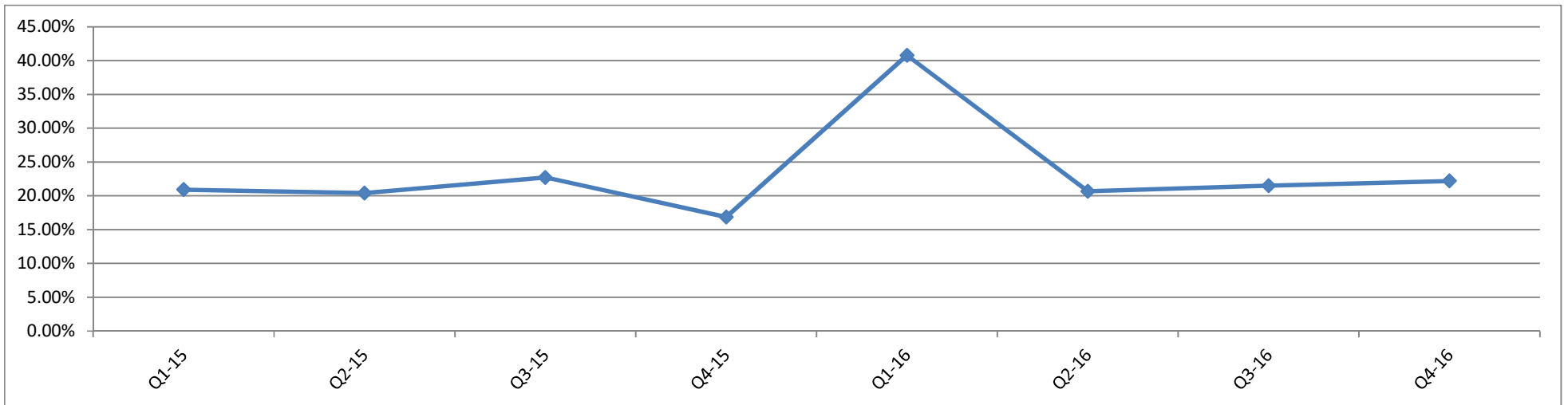
STK3 - Anticoagulation Therapy For Afib/Flutter

Q1-15	Q2-15	Q3-15	Q4-15	Q1-16	Q2-16	Q3-16	Q4-16
102	89	97	96	72	87	72	99
112	101	111	114	78	104	84	113
91.07%	88.12%	87.39%	84.21%	92.31%	83.65%	85.71%	87.61%



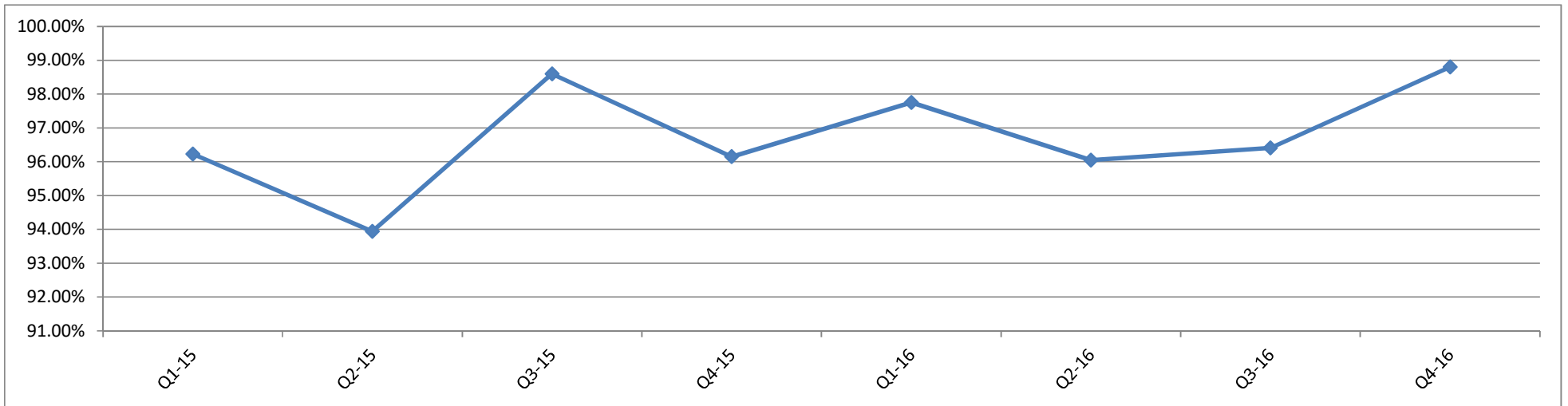
STK4 - Thrombolytic Therapy

Q1-15	Q2-15	Q3-15	Q4-15	Q1-16	Q2-16	Q3-16	Q4-16
45	40	40	29	42	30	37	36
215	196	176	172	103	145	172	162
20.93%	20.41%	22.73%	16.86%	40.78%	20.69%	21.51%	22.22%



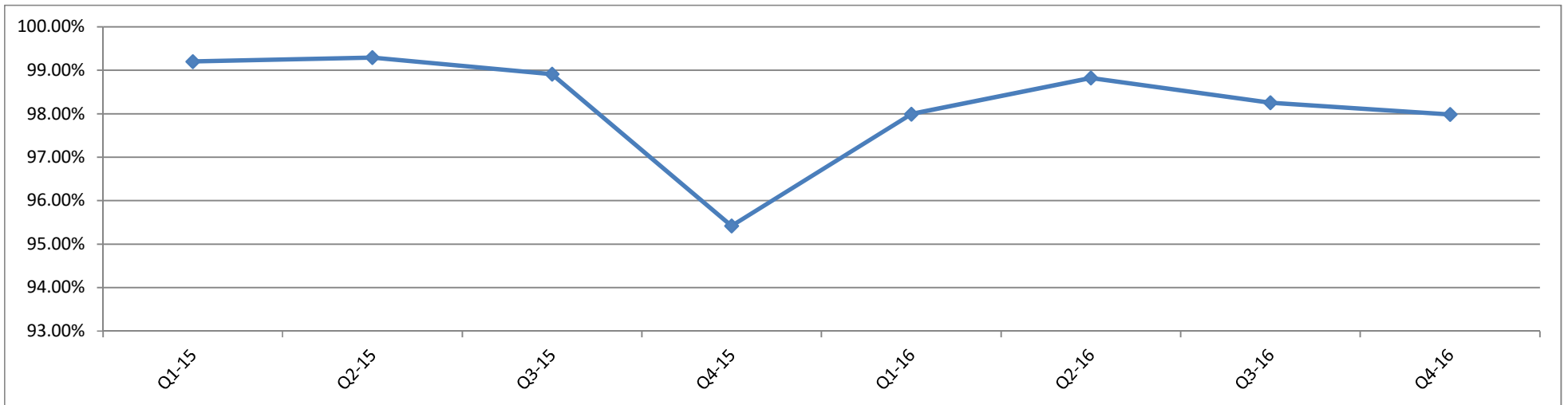
STK5 - Antithrombotic Therapy By End of Hospital Day 2

Q1-15	Q2-15	Q3-15	Q4-15	Q1-16	Q2-16	Q3-16	Q4-16
230	217	212	225	261	146	161	165
239	231	215	234	267	152	167	167
96.23%	93.94%	98.60%	96.15%	97.75%	96.05%	96.41%	98.80%



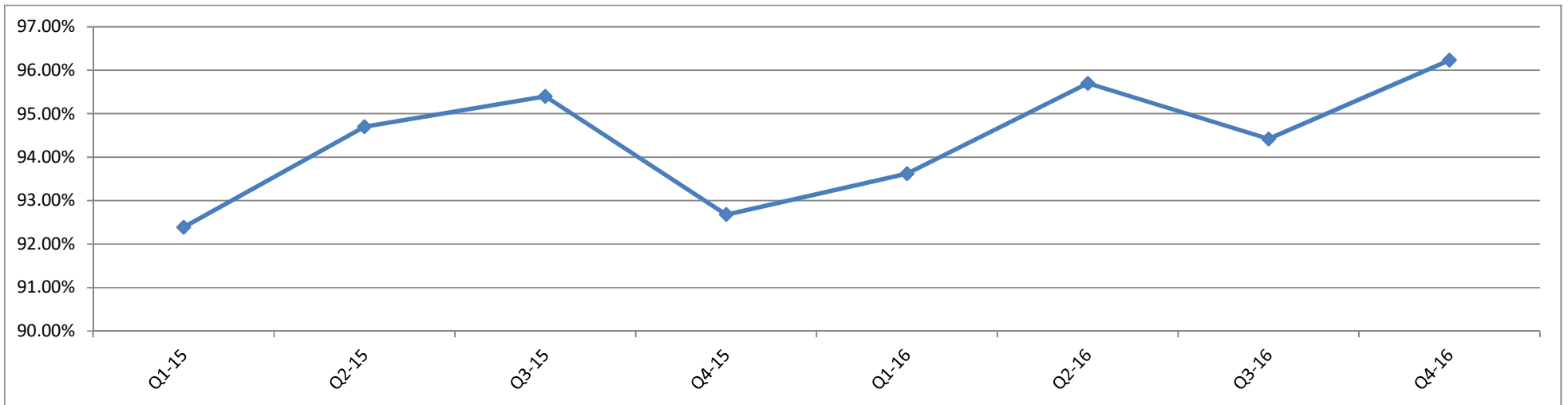
STK6 - Discharged On Statin

Q1-15	Q2-15	Q3-15	Q4-15	Q1-16	Q2-16	Q3-16	Q4-16
374	421	362	584	487	501	504	486
377	424	366	612	497	507	513	496
99.20%	99.29%	98.91%	95.42%	97.99%	98.82%	98.25%	97.98%



STK8 - Stroke Education

Q1-15	Q2-15	Q3-15	Q4-15	Q1-16	Q2-16	Q3-16	Q4-16
267	286	249	291	220	245	254	255
289	302	261	314	235	256	269	265
92.39%	94.70%	95.40%	92.68%	93.62%	95.70%	94.42%	96.23%



STK10 - Assessed For Rehabilitation

Q1-15	Q2-15	Q3-15	Q4-15	Q1-16	Q2-16	Q3-16	Q4-16
588	626	599	630	553	551	546	546
595	627	603	634	554	555	549	547
98.82%	99.84%	99.34%	99.37%	99.82%	99.28%	99.45%	99.82%

